

Security & Cryptographic Methods

AfNOG 12

30th May 2011 – 10th June 2011

Tanzania

By

Marcus K. G. Adomey

OUTLINE

1. Brainstorming
2. Definition of security
3. Cryptography
4. Use of Cryptography
5. Exercises

1 - BRAINSTORMING

What is Security?

Why Security?



2 – SECURITY - Definition

There is no clear cut definition

Security is the process of maintaining an acceptable level of perceived risk.

Security is a process, not an end state.

No organization can be considered "secure" for any time beyond the last verification of adherence to its security policy.

If your manager asks, "Are we secure?"

you should answer, "Let me check."

If he or she asks, "Will we be secure tomorrow?"

" you should answer, "I don't know."

Such honesty will not be popular, but this mind-set will produce greater success for the organization in the long run.

3 - CRYPTOGRAPHY

Definition

Cryptography is the science of using mathematics to encrypt and decrypt data.

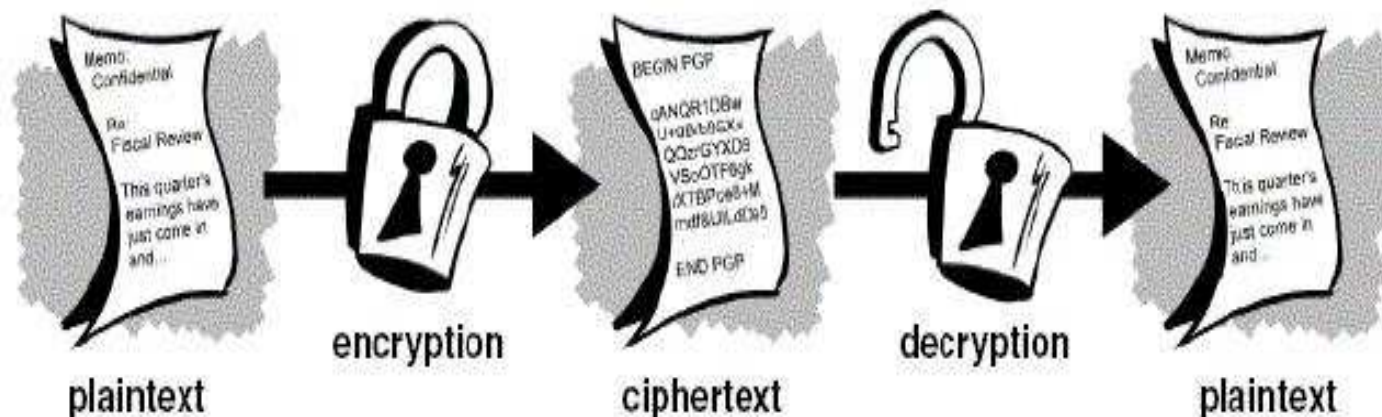
Phil Zimmermann

Cryptography is the art and science of keeping messages secure.

Bruce Schneier

TERMINOLOGY

A message is ***plaintext*** (sometimes called ***cleartext***). The process of disguising a message in such a way as to hide its substance is ***encryption***. An encrypted message is ***ciphertext***. The process of turning ciphertext back into plaintext is ***decryption***.



TERMINOLOGY

(cont.)

While cryptography is the science of securing data, **cryptanalysis** is the science of analyzing and breaking secure communication. Classical cryptanalysis involves an interesting combination of analytical reasoning, application of mathematical tools, pattern finding, patience, determination, and luck. Cryptanalysts are also called attackers.

Visit

<http://www.giac.org/resources/whitepaper/cryptography/57.php>

For various attack

Cryptology embraces both cryptography and cryptanalysis.

HISTORY

Visit the following websites

http://www.cypher.com.au/crypto_history.htm

http://en.wikipedia.org/wiki/History_of_cryptography

<http://all.net/BOOKS/IP/cHAP2-1.HTML>

<http://www.slideshare.net/guest9006ab/a-brief-history-of-cryptography>

<http://www.billthelizard.com/2009/05/brief-history-of-cryptography.html>

<http://www.ridex.co.uk/cryptology/>

Cryptography: Goal

The primary goal of cryptography is to secure important data on the hard disk or as it passes through a medium that may not be secure itself. Usually, that medium is a computer network.

Services

cryptography can provide one or more of the following services:

- ***Confidentiality (secrecy)***
- ***Integrity (anti-tampering)***
- ***Authentication***
- ***Non-repudiation.***

Confidentiality (secrecy)

- Ensuring that no one can read the message except the intended receiver
- Data is kept secret from those without the proper credentials, even if that data travels through an insecure medium

Integrity (anti-tampering)

- Assuring the receiver that the received message has not been altered in any way from the original.

Authentication

Cryptography can help establish identity for authentication purposes

The process of proving one's identity. (The primary forms of host-to-host authentication on the Internet today are name-based or address-based, both of which are notoriously weak.)

Non-repudiation

A mechanism to prove that the sender really sent this message

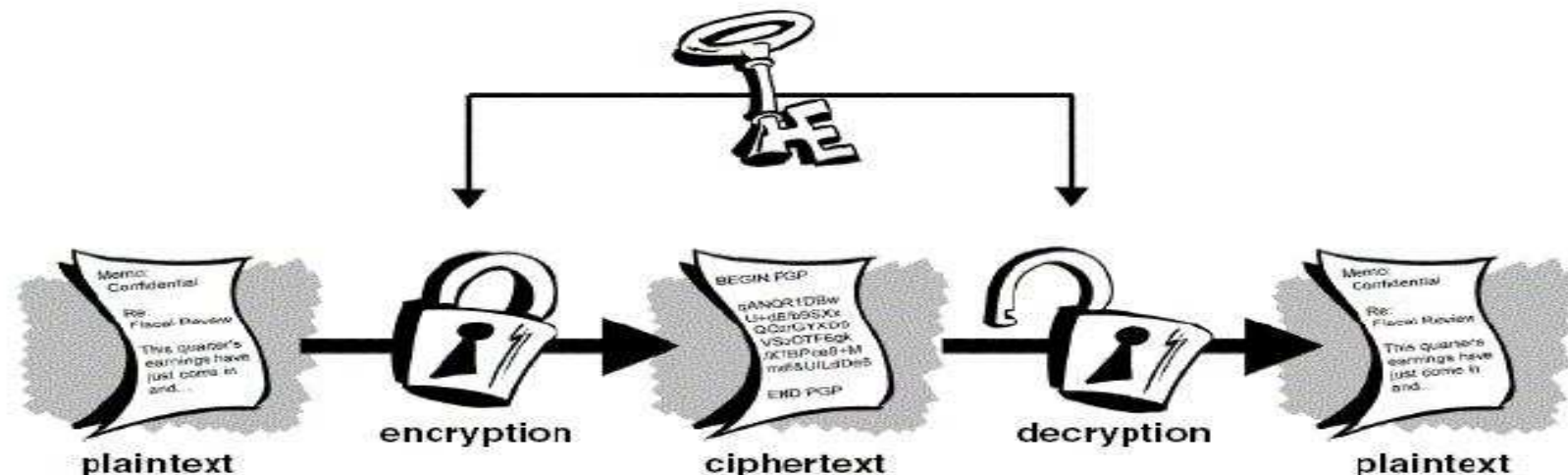
Type of Cryptography

- **Conventional Cryptography**
- **Public Key Cryptography**

Conventional Cryptography

In conventional cryptography, the key used for encryption and decryption of the message is the same. Since there is only one key for decryption as well as encryption, it is also called as “**Symmetric Cryptography**”.

This key (=“password”) for decrypting the file had to be known to all the recipients. Else, the message could not be decrypted by conventional means.



Examples of Symmetric Algorithms

Data Encryption Standard (DES)

The Data Encryption Standard was published in 1977 by the US National Bureau of Standards and became an ANSI standard subsequently. DES uses a 56 bit key and maps a 64 bit input block of plaintext onto a 64 bit output block of ciphertext. 56 bits is a rather small key for today's computing power, the key size is indeed one of the most controversial aspects of this algorithm.

Examples of Symmetric Algorithms

(Cont.)

Triple DES (3DES)

Triple DES was the answer to many of the shortcomings of DES. Since it is based on the DES algorithm, it is very easy to modify existing software to use Triple DES. It also has the advantage of proven reliability and a longer key length that eliminates many of the shortcut attacks that can be used to reduce the amount of time it takes to break DES.

Examples of Symmetric Algorithms

(Cont.)

Advanced Encryption Standard (AES)

(RFC3602)

Advanced Encryption Standard (AES) is an encryption standard adopted by the U.S. government. The standard comprises three block ciphers, AES-128, AES-192 and AES-256, adopted from a larger collection originally published as Rijndael.

Each AES cipher has a 128-bit block size, with key sizes of 128, 192 and 256 bits, respectively. The AES ciphers have been analyzed extensively and are now used worldwide, as was the case with its predecessor, the Data Encryption Standard (DES).

Examples of Symmetric Algorithms

(Cont.)

IDEA

The **I**nternational **D**ata **E**ncryption **A**lgorithm was developed in 1991.

It uses a 128 bit key to encrypt a 64 bit block of plaintext into a 64 bit block of ciphertext.

IDEA's general structure is very similar to DES, it performs 17 rounds, each round taking 64 bits of input to produce a 64 bit output, using per-round keys generated from the 128 bit key.

Other Symmetric Algorithms

Lucifer	-	Madryga
FEAL	-	REDOC
LOKI	-	GOST
CAST	-	Blowfish
Safer	-	Crab
RC5	-	

Problems with Conventional Cryptography

Key Management

Key Management caused nightmare for the parties using the conventional cryptography. They were worried about how to get the keys safely and securely across to all users so that the decryption of the message would be possible. This gave the chance for third parties to intercept the keys in transit to decode the top-secret messages. Thus, if the key was compromised, the entire coding system was compromised and a “Secret” would no longer remain a “Secret”.

This is why the “Public Key Cryptography” came into existence.

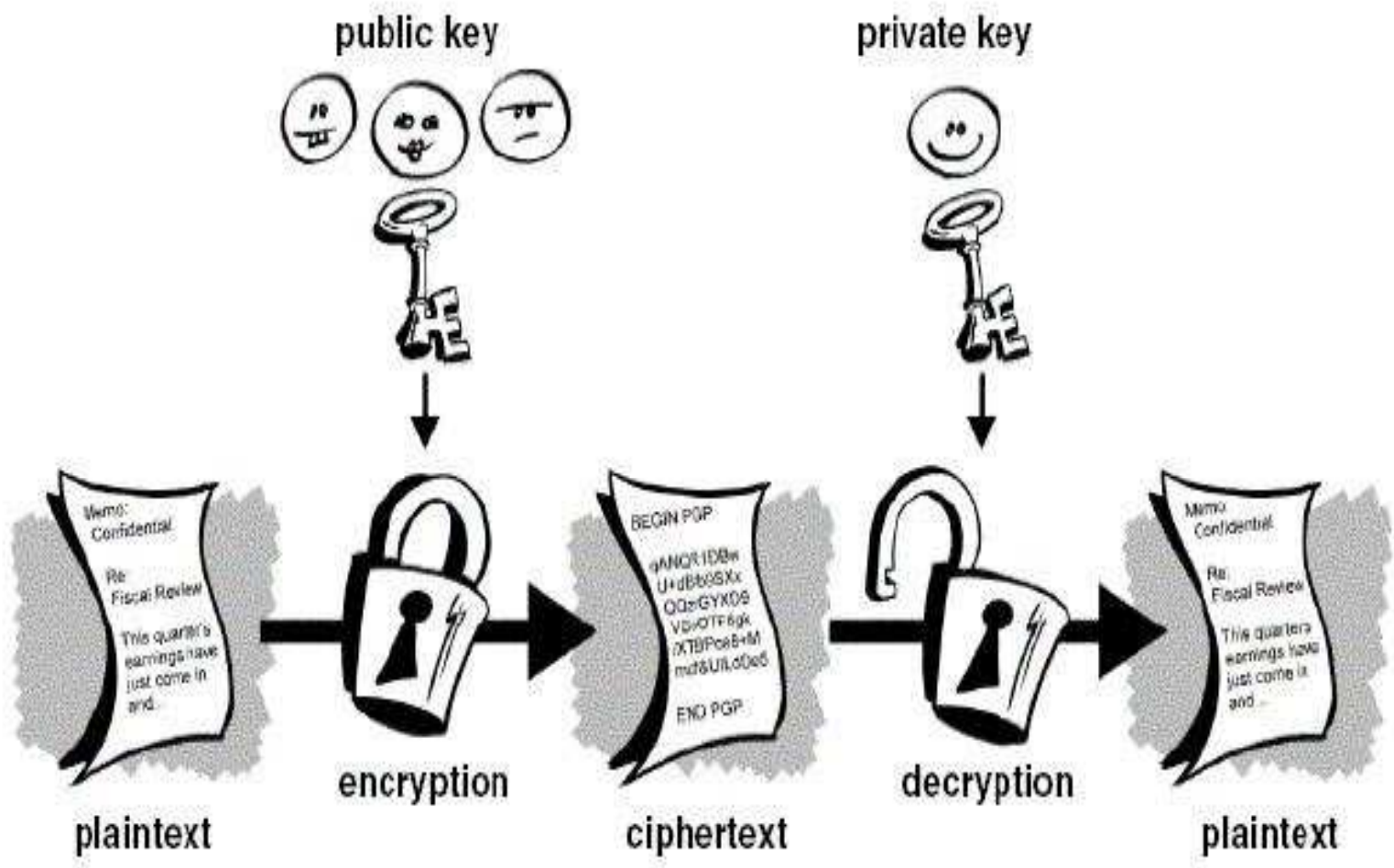
Public Key Cryptography

Public Key Cryptography is a very advanced form of cryptography.

Whitfield Diffie and Martin Hellman invented it in 1975.

It employs the use of two keys: one key is used to encrypt the message and the other one is used to decrypt the message. These two keys are referred to as the “public key” and the “private key” respectively.

Since this method employs the use of two different keys, it is also known as “Asymmetric Cryptography”. The pictorial description of the public key encryption system is given in the next slide.



Examples of public Key Algorithm

Algorithm - RSA

RSA (Rivest, Shamir and Adleman who first publicly described it in 1977) is an algorithm for public-key cryptography. It is the first algorithm known to be suitable for signing as well as encryption, and one of the first great advances in public key cryptography.

RSA is widely used in electronic commerce protocols, and is believed to be secure given sufficiently long keys and the use of up-to-date implementations.

The basic technique of public key cryptography was first discovered in 1973 by Clifford Cocks of CESG (part of the British GCHQ) but this was a secret until 1997.

Examples of public Key Algorithm

(Cont.)

Summary of RSA Algorithm

- $n = pq$, where p and q are distinct primes.
 - $\phi, \varphi = (p-1)(q-1)$
 - $e < n$ such that $\gcd(e, \phi) = 1$
 - $d = e^{-1} \pmod{\phi}$.
 - $c = m^e \pmod{n}$, $1 < m < n$.
 - $m = c^d \pmod{n}$.
-
- n is known as the *modulus*.
 - e is known as the *public exponent* or *encryption exponent* or just the *exponent*.
 - d is known as the *secret exponent* or *decryption exponent*.

RSA Cryptanalysis

Rivest, Shamir, and Adelman placed a challenge in Martin Gardner's column in Scientific American (journal) in which the readers were invited to crack.

C=114,381,625,757,888,867,669,235,779,976,146,612,
010,218,296,721,242,362,562,561,842,935,706,935,24
5,733,897,830,597,123,563,958,705,058,989,075,147,5
99,290,026,879,543,541

RSA Cryptanalysis

(Cont.)

This was solved in April 26, 1994, cracked by an international effort via the internet with the use of **1600 workstations, mainframes, and supercomputers** attacked the number for eight months before finding its **Public key and its private key**.

Encryption key = **9007**

The message "**first solver wins one hundred dollars**".

Of course, the **RSA** algorithm is safe, as it would be incredibly difficult to gather up such international participation to commit malicious acts.

Hash Function

Hash functions are algorithms that take a variable-size input and returns a fixed-size string, which is called the hash value

The **ideal** hash function has four main properties:

- it is easy to compute the hash value for any given message,
- it is infeasible to find a message that has a given hash,
- it is infeasible to modify a message without changing its hash,
- it is infeasible to find two different messages with the same hash.

Examples of Hash Function

Snefru

Ralph Merkle

N-Hash

Nippon T.T.

Message Digest

MD2 (RFC 1115) B. Kaliski

MD4 (RFC1320) Ron Rivest

MD5 (RFC 1321) Ron Rivest

MD6

In an attack on MD5 published in December 2008, a group of researchers used this technique to fake SSL certificate validity. U. S. Department of Homeland Security said MD5 "should be considered cryptographically broken and unsuitable for further use," and most U.S. government applications will be required to move to the SHA-2 family of hash functions by 2010.

Examples of Hash Function

(Cont.)

SHA

- The **S**ecure **H**ash **A**lgorithm (**SHA**) hash functions are a set of cryptographic hash functions designed by the National Security Agency (NSA) and published by the NIST as a U.S. Federal Information Processing Standard.
- SHA stands for Secure Hash Algorithm.
- The three SHA algorithms are structured differently and are distinguished as SHA-0, SHA-1, and SHA-2.
- A new hash standard, SHA-3, is currently under development — the function will be selected via an open competition running between fall 2008 and 2012.

Collusion Discovery

By Xiaoyun Wang and Hongbo Yu

file1.dat

```
00000000 d1 31 dd 02 c5 e6 ee c4 69 3d 9a 06 98 af f9 5c
00000010 2f ca b5 87 12 46 7e ab 40 04 58 3e b8 fb 7f 89
00000020 55 ad 34 06 09 f4 b3 02 83 e4 88 83 25 71 41 5a
00000030 08 51 25 e8 f7 cd c9 9f d9 1d bd f2 80 37 3c 5b
00000040 96 0b 1d d1 dc 41 7b 9c e4 d8 97 f4 5a 65 55 d5
00000050 35 73 9a c7 f0 eb fd 0c 30 29 f1 66 d1 09 b1 8f
00000060 75 27 7f 79 30 d5 5c eb 22 e8 ad ba 79 cc 15 5c
00000070 ed 74 cb dd 5f c5 d3 6d b1 9b 0a d8 35 cc a7 e3
```

file2.dat

```
00000000 d1 31 dd 02 c5 e6 ee c4 69 3d 9a 06 98 af f9 5c
00000010 2f ca b5 07 12 46 7e ab 40 04 58 3e b8 fb 7f 89
00000020 55 ad 34 06 09 f4 b3 02 83 e4 88 83 25 f1 41 5a
00000030 08 51 25 e8 f7 cd c9 9f d9 1d bd 72 80 37 3c 5b
00000040 96 0b 1d d1 dc 41 7b 9c e4 d8 97 f4 5a 65 55 d5
00000050 35 73 9a 47 f0 eb fd 0c 30 29 f1 66 d1 09 b1 8f
00000060 75 27 7f 79 30 d5 5c eb 22 e8 ad ba 79 4c 15 5c
00000070 ed 74 cb dd 5f c5 d3 6d b1 9b 0a 58 35 cc a7 e3
```

Collusion Discovery

By Xiaoyun Wang and Hongbo Yu

file1.dat

```
00000000 d1 31 dd 02 c5 e6 ee c4 69 3d 9a 06 98 af f9 5c
00000010 2f ca b5 87 12 46 7e ab 40 04 58 3e b8 fb 7f 89
00000020 55 ad 34 06 09 f4 b3 02 83 e4 88 83 25 71 41 5a
00000030 08 51 25 e8 f7 cd c9 9f d9 1d bd f2 80 37 3c 5b
00000040 96 0b 1d d1 dc 41 7b 9c e4 d8 97 f4 5a 65 55 d5
00000050 35 73 9a c7 f0 eb fd 0c 30 29 f1 66 d1 09 b1 8f
00000060 75 27 7f 79 30 d5 5c eb 22 e8 ad ba 79 cc 15 5c
00000070 ed 74 cb dd 5f c5 d3 6d b1 9b 0a d8 35 cc a7 e3
```

file2.dat

```
00000000 d1 31 dd 02 c5 e6 ee c4 69 3d 9a 06 98 af f9 5c
00000010 2f ca b5 07 12 46 7e ab 40 04 58 3e b8 fb 7f 89
00000020 55 ad 34 06 09 f4 b3 02 83 e4 88 83 25 f1 41 5a
00000030 08 51 25 e8 f7 cd c9 9f d9 1d bd 72 80 37 3c 5b
00000040 96 0b 1d d1 dc 41 7b 9c e4 d8 97 f4 5a 65 55 d5
00000050 35 73 9a 47 f0 eb fd 0c 30 29 f1 66 d1 09 b1 8f
00000060 75 27 7f 79 30 d5 5c eb 22 e8 ad ba 79 4c 15 5c
00000070 ed 74 cb dd 5f c5 d3 6d b1 9b 0a 58 35 cc a7 e3
```

Checking

```
$ md5sum file1.dat
```

```
MD5 Sum = a4c0d35c95a63a805915367dcfe6b751
```

```
$ md5sum file2.dat
```

```
MD5 Sum = a4c0d35c95a63a805915367dcfe6b751
```

**By Xiaoyun Wang and Hongbo Yu of
Shandong University in China - March 2005**

Visit the following websites for more information

<http://www.mscs.dal.ca/~selinger/md5collision/>

<http://www.x-ways.net/md5collision.html>

4 - USE OF CRYPTOGRAPHY

- -- Confidentiality
- -- Integrity
- -- Authentication
 - Access Control
 - Verification
- -- Availability

What are some tools?

Digital Signature/Certificate

SSL

SSH

OpenSSL

OpenSSH

PGP

Secure Digital Signature

A digital signature is an electronic signature that can be used to authenticate the identity of the sender of a message or the signer of a document, and possibly to ensure that the original content of the message or document that has been sent is unchanged.

Digital signatures are easily transportable, cannot be imitated by someone else, and can be automatically time-stamped. The ability to ensure that the original signed message arrived means that the sender cannot easily repudiate it later.

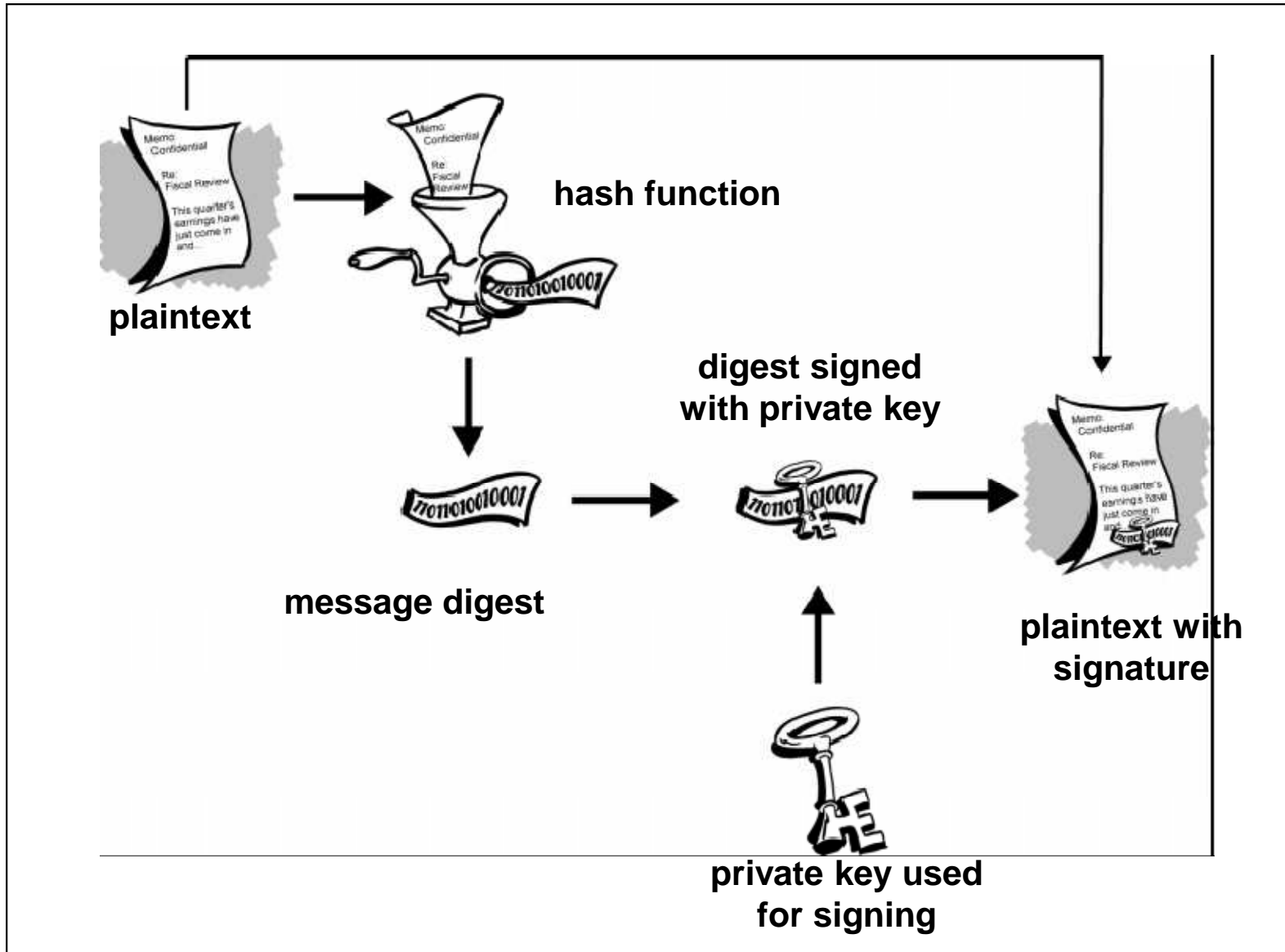
Secure Digital Signature

Cont.

A digital signature can be used with any kind of message, whether it is encrypted or not, simply so that the receiver can be sure of the sender's identity and that the message arrived intact.

Secure Digital Signature

End



Digital Certificate

A digital certificate is an electronic "credit card" that establishes your credentials when doing business or other transactions on the Web.

It is issued by a ***certification authority*** (CA).

It contains your name, a serial number, expiration dates, a copy of the certificate holder's public key (used for encrypting messages and digital signatures), and the digital signature of the certificate-issuing authority so that a recipient can verify that the certificate is real.

A digital certificate contains the digital signature of the certificate-issuing authority so that anyone can verify that the certificate is real.

Certificate Authority

A certificate authority (CA) is an authority in a network that issues and manages security credentials and public keys for message encryption.

A CA checks with a registration authority (RA) to verify information provided by the requestor of a digital certificate.

If the RA verifies the requestor's information, the CA can then issue a certificate.

Certificate:

Data:

Version: 1 (0x0)

Serial Number: 7829 (0x1e95)

Signature Algorithm: md5WithRSAEncryption

Issuer: C=ZA, ST=Western Cape, L=Cape Town, O=Thawte Consulting cc,
OU=Certification Services Division,
CN=Thawte Server CA/emailAddress=server-certs@thawte.com

Validity

Not Before: Jul 9 16:04:02 1998 GMT

Not After : Jul 9 16:04:02 1999 GMT

Subject: C=US, ST=Maryland, L=Pasadena, O=Brent Baccala,
OU=FreeSoft, CN=www.freesoft.org/emailAddress=baccala@freesoft.org

Subject Public Key Info:

Public Key Algorithm: rsaEncryption

RSA Public Key: (1024 bit)

Modulus (1024 bit):

00:b4:31:98:0a:c4:bc:62:c1:88:aa:dc:b0:c8:bb:
33:35:19:d5:0c:64:b9:3d:41:b2:96:fc:f3:31:e1:
66:36:d0:8e:56:12:44:ba:75:eb:e8:1c:9c:5b:66:
70:33:52:14:c9:ec:4f:91:51:70:39:de:53:85:17:
16:94:6e:ee:f4:d5:6f:d5:ca:b3:47:5e:1b:0c:7b:
c5:cc:2b:6b:c1:90:c3:16:31:0d:bf:7a:c7:47:77:
8f:a0:21:c7:4c:d0:16:65:00:c1:0f:d7:b8:80:e3:
d2:75:6b:c1:ea:9e:5c:5c:ea:7d:c1:a1:10:bc:b8:
e8:35:1c:9e:27:52:7e:41:8f

Exponent: 65537 (0x10001)

Signature Algorithm: md5WithRSAEncryption

93:5f:8f:5f:c5:af:bf:0a:ab:a5:6d:fb:24:5f:b6:59:5d:9d:
92:2e:4a:1b:8b:ac:7d:99:17:5d:cd:19:f6:ad:ef:63:2f:92:
ab:2f:4b:cf:0a:13:90:ee:2c:0e:43:03:be:f6:ea:8e:9c:67:
d0:a2:40:03:f7:ef:6a:15:09:79:a9:46:ed:b7:16:1b:41:72:
0d:19:aa:ad:dd:9a:df:ab:97:50:65:f5:5e:85:a6:ef:19:d1:
5a:de:9d:ea:63:cd:cb:cc:6d:5d:01:85:b5:6d:c8:f3:d9:f7:
8f:0e:fc:ba:1f:34:e9:96:6e:6c:cf:f2:ef:9b:bf:de:b5:22:
68:9f

Physical Signature vs Digital Signature

Physical Signature	Digital Signature
Physical Signature is just a writing on paper	Digital Signature encompasses crucial parameters of identification
Physical Signature can be copied	It is IMPOSSIBLE to copy a Digital signature
Physical Signature does not give privacy to content	Digital Signature also enables encryption and thus privacy
Physical Signature cannot protect the content	Digital Signature protects the content

Applications of Digital Signature and Certificate

E-commerce

E-Banking

E-Health

...

Secure Shell : (SSH)

Secure Shell or SSH is a network protocol that allows data to be exchanged using a secure channel between two networked devices.

SSH was designed as a replacement for Telnet and other insecure remote shells, which send information, notably passwords, in plaintext, rendering them susceptible to packet analysis.

The encryption used by SSH provides confidentiality and integrity of data over an insecure network, such as the Internet.

SSH program enables users

- to log into another computer over a network,
- to execute commands in a remote machine, and
- to move files from one machine to another.

It provides strong authentication and secure communications over unsecure channels. It is intended as a replacement for rlogin, rsh, and rcp.

TLS/SSL

Transport Layer Security (TLS) /Secure Sockets Layer (SSL) is the most widely known protocol that offers privacy and good reliability for client-server communication over the Internet.

It negotiates the cryptography algorithms and keys between two sides of a communication, and establishes an encrypted tunnel through which other protocols (like HTTP) can be transported.

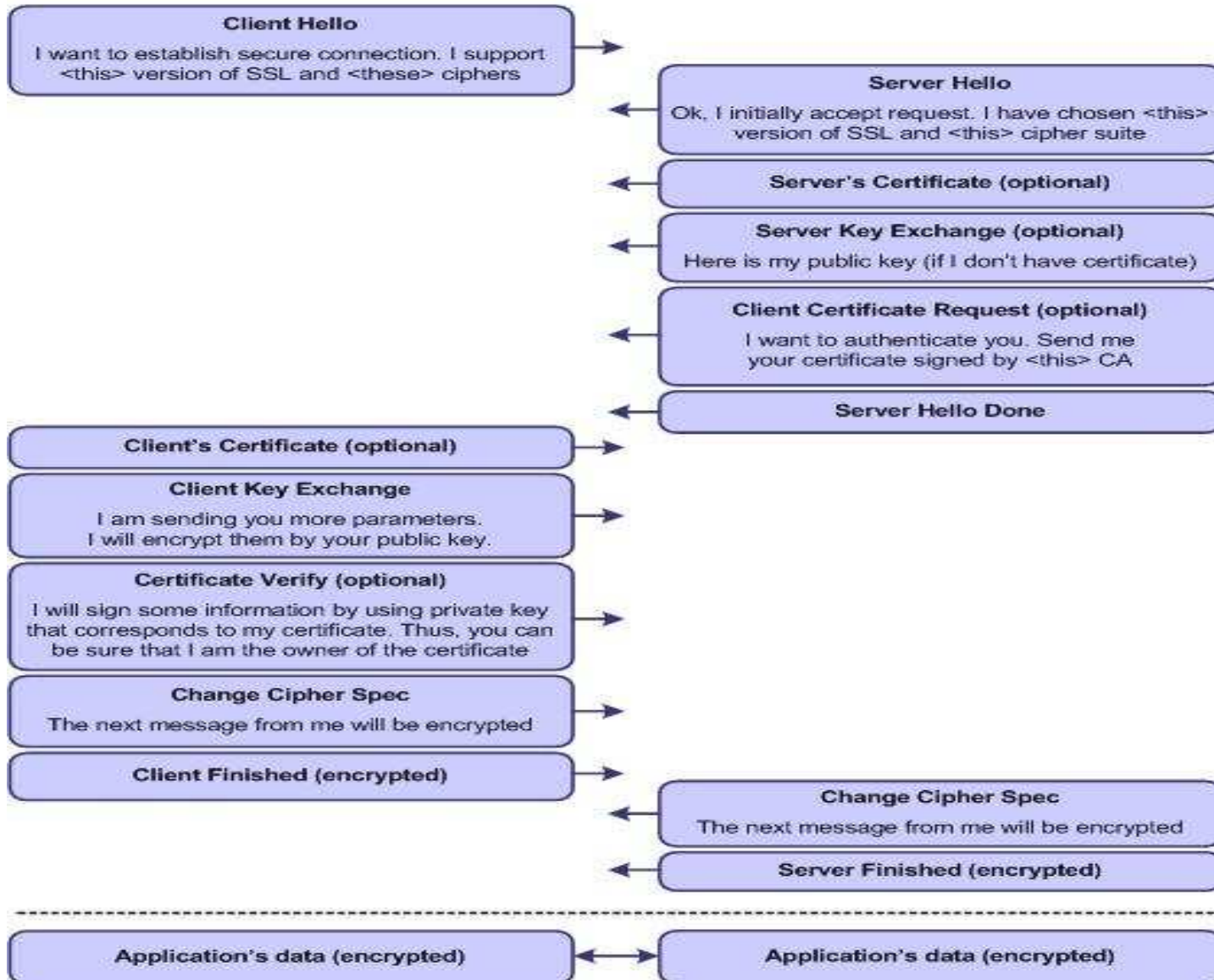
Since invention of SSL v1.0 (which has never been released, by the way) there have been at least five protocols: SSL v2.0, PCT v1.0, SSL v3.0, TLS v1.0 (also known as SSL v3.1) and WTLS



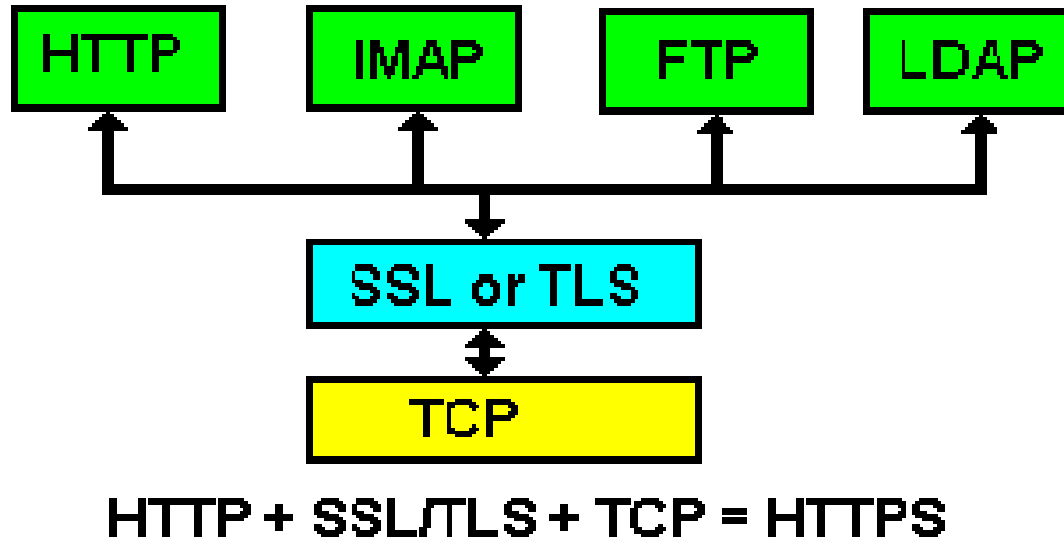
SSL Client



SSL Server



The position of the TLS/SSL protocols according to the TCP/IP model has been illustrated on the following diagram in the figure below:



How does SSL work?

PGP - Pretty Good Privacy

Pretty Good Privacy (PGP) is a computer program that provides cryptographic privacy and authentication. PGP is often used for signing, encrypting and decrypting e-mails to increase the security of e-mail communications. It was created by Philip Zimmermann in 1991.

PGP and similar products follow the OpenPGP standard (RFC 4880) for encrypting and decrypting data.

END

Thank you !

??? - Questions - ???